

PRACTICAL LIFE / ART:

cutting paper is always the ultimate favorite:



make lacing cards:



Who does not like playdough?



Salt Dough Recipe

1-cup flour

1/2-cup salt

1-cup water

1-tablespoon cream of tartar

1-tablespoon oil

Stir and cook the ingredients in a saucepan until rubbery. Knead slightly. Food coloring may be added. Cool and store in a plastic container.

SENSORIAL:

color matching exercise:



Fill up a bag full of fun objects. Let your child name the object without peeking and see if they can guess it right:



LANGUAGE:

Practicing letter writing. Print out letters and have your child trace them. Corn meal, sand, lentils, anything can be fun:









More challenging activity:

Name: _____

Beginning Letter Sound

Circle the letter in each box that is the beginning sound for the picture below.

 j d m	 h b t
 r n t	 h p g
 s h z	 l m s

Copyright www.myteachingstation.com

Early Childhood Educational Resources

Teaching Station

<https://www.kittybabylove.com/wp-content/uploads/2019/05/Beginning-Sounds-Worksheets.jpg>

(you can find many free activity sheet online to print and use)

MATH:



just print out numeral and count anything from beads, pom poms, cotton balls, buttons, Legos, any other small objects/toys you may have at hand.

<https://www.naturalbeachliving.com/diy-fall-montessori-math>

<https://marenschmidt.com/2005/11/truth-in-numbers-count-to-ten/>

MORE WEBSITES:

<https://www.lifehack.org/articles/lifestyle/parenting-hacks-25-fun-and-inspirational-montessori-activities-you-can-home.html>

<https://www.mylittlemoppet.com/fun-easy-and-budget-friendly-montessori-activities-for-kids/>